

ALF Cabinet Seal

- Tested and approved
- Easy to install - No special tools needed
- Available in 2 types and with EMC protection
- Complete kit with gaskets, bolts and nuts



Installation Procedure - ALF

1. Prepare the Cabinet
Drill the hole pattern and cut out the opening for the frame according to the provided drawings and cut-out details available on the website.
2. Place the Gasket
Attach the adhesive gasket to the cabinet's sealing surface. (other version of ALF does not have adhesive gasket, if you don't have adhesive gasket, mount the gasket together with the frame against the cabinet).
3. Lubricate the Joints and Frame
Thoroughly apply MCT Brattberg lubricant to the joints that will contact the gasket on the cabinet's sealing surface along the entire length of the joint (see fig.1 yellow arrows and dotted lines). Lubricate the inside of the ALF frame as well (see fig 1 yellow arrows and marking), with extra attention to the corners.




Fig.1



(Picture show corner lubricated)

4. Mount the ALF Frame

Attach the ALF frame to the cabinet using the supplied bolts, ensuring the gasket is placed between the flange and the cabinet.

Position the nylon bolt washers or convex steel rubber washer (depending on version) against the cabinet, opposite the ALF frame (see Fig.2). Avoid overtightening the mounting bolts; the frame/flange should still slide under the bolt heads.

Slightly loosen the compression bolts (See Fig.3).



Fig.2




Fig.3

5. Fill the Frame

Fill the frame with cables, insert blocks, and spare blocks, all 30mm long. Ensure each insert block is lubricated with MCT Brattberg lubricant before installation. The blocks are identified by their width and hole diameter. (See Fig.4 & 5)

Example: A block that is 30 mm wide and has a hole diameter of 18 mm is marked 30/18. This marking is cast into the block.



(Pictures show lubricated blocks)



Fig. 4




Fig. 5

6. Tighten the Compression Bolts

Tighten all compression bolts.

7. Secure the Mounting Bolts

Tighten the mounting bolts against the cabinet. Use a recommended torque value of 3-4 Nm for M6 A4 50 bolts.

8. Final Check

Verify that the ALF is suitable for the application by checking its certification and type-approvals.

The designations are the inner dimensions of the packing area, the bolt holes are $\varnothing 7$ mm for all types.

All information drawings & cut-outs are available on the website.

ALF Standard and ALF EMC available in sizes below

Size Length (mm)	Width (mm)	Weight (kg)	Size Length (mm)	Width (mm)	Weight (kg)
ALF 60	40	0,50	ALF 60	60	0.60
ALF 90	40	0.54	ALF 90	60	0.634
ALF 90x2	40	1.0	ALF 90x2	60	1.093
ALF 120	40	0.59	ALF 120	60	0.686
ALF 120x2	40	1.1	ALF 120x2	60	1.175
ALF 150	40	0.62	ALF 150	60	0.717
ALF 150x2	40	1.14	ALF 150x2	60	1.24
ALF 90+90	40	0,95	ALF 90+90	60	1.04
ALF 90+90x2	40	1.52	ALF 90+90x2	60	1.615
ALF 120+120 (240)	40	1.04	ALF 120+120 (240)	60	1.135
ALF 120+120x2 (240x2)	40	1.67	ALF 120+120x2 (240x2)	60	1.763
ALF 150+150 (300)	40	1.15	ALF 150+150 (300)	60	1.1
ALF 150+150x2 (300x2)	40	2.00	ALF 150+150x2 (300x2)	60	2.096



Sweden

Head office
MCT Brattberg AB
Phone: +46 - 455 37 52 00
Email: info@mctbrattberg.se
Address
SE-371 92 Karlskrona, Sweden

United Kingdom

MCT Brattberg Ltd
Phone: +44 - 170 624 4890
E-mail: info@mctbrattberg.co.uk
Address
Commerce Street
Carrs Industrial Estate Haslingden
Lancashire BB4 5JT, England

USA

MCT Brattberg Inc
Phone: +1 346 260 9124
Email: sales@brattberginc.com
Address
3332 Spring Stuebner Rd.
Suite G, Spring, TX 77379, USA

Australia

MCT Brattberg Australia Pty Ltd
Phone: +61 (0)44 710 4422
Email: info@mctbrattberg.com.au
Address
Level 2, Margaret Graham Building
Lot Fourteen
1a Frome Road
Adelaide, SA 5000, Australia

United Arab Emirates

MCT Brattberg UAE
Dubai, United Arab Emirates
Phone: +971 50 277 2151
Email: sony.jose@mctbrattberg.ae

Asia

MCT Brattberg Asia Pte. Ltd.
customerservice@mctbrattberg.com.sg
Address
56 Kallang Pudding Road
#09-08 HH@Kallang
Singapore 349328

BAHRAIN

MCT Brattberg Middle East W.L.L.
Phone: +973 16609480
E-mail: rishi.sevak@mctbrattberg.com
Address
Office: 321, Building : 474, Road : 1010,
Sanabis 0410, Kingdom of Bahrain

Saudi Arabia

MCT Brattberg Middle East W.L.L.
Phone: +966 595603612
E-mail: rishi.sevak@mctbrattberg.com
Address
Al Mentaqa Al Khaligia
Office 21, Khobar Gate Tower
Al-Bandariya, Khobar, 34424,
Kingdom of Saudi Arabia

Please visit our website for contact information to your closest MCT Brattberg representative:

www.mctbrattberg.com